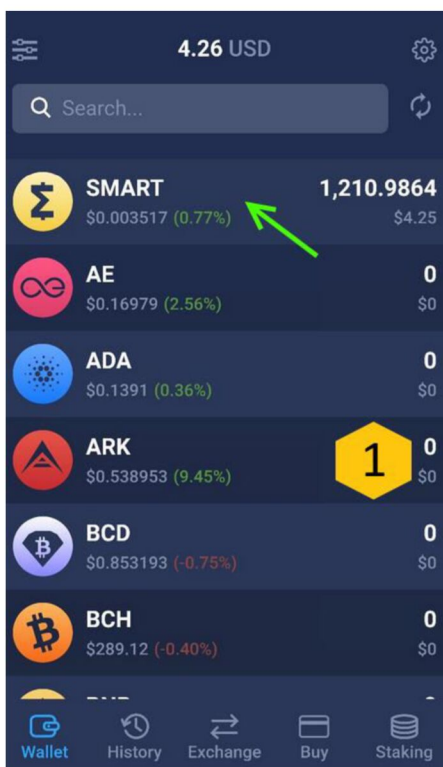


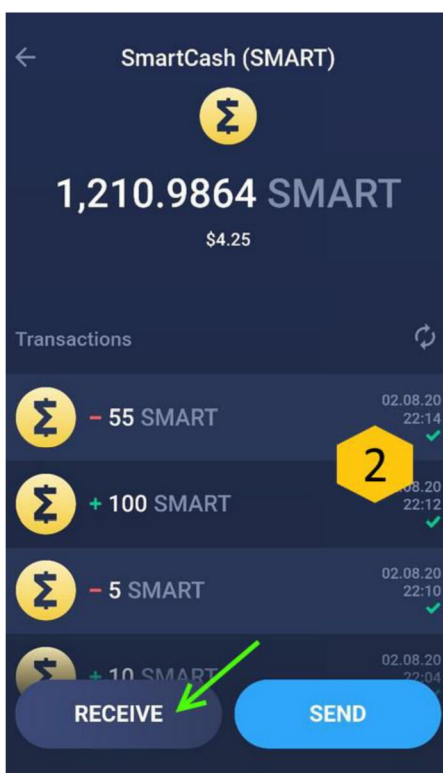
## How to activate SmartCash rewards in a mobile wallet? (using Atomic Wallet)

*This guide will briefly show you how to quickly activate rewards in Atomic mobile wallet.*

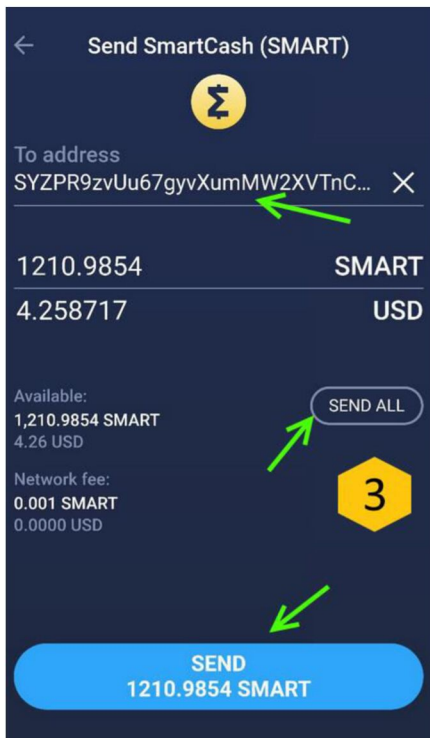
**Step 1:** Open your Atomic wallet. Select SmartCash in the list of assets.



**Step 2:** Click on “Receive” button and copy the receiving address. Then go back to the last screen.

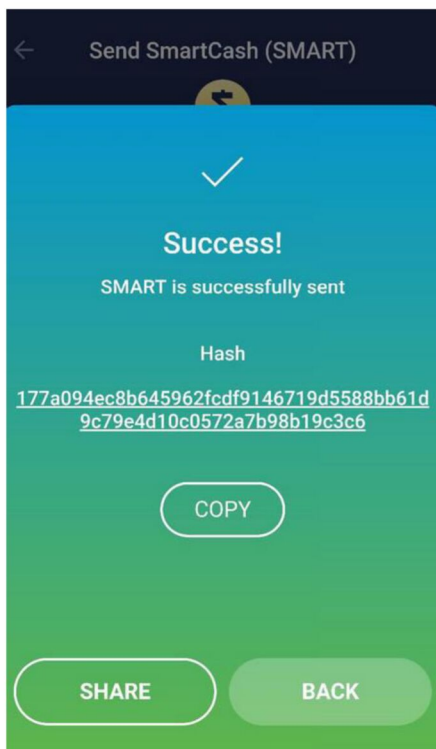


**Step 3:** Click on "Send", paste the address from the clipboard, then click on the "Send All" button.



**Step 4:** Then click on the bottom button and confirm the transaction by entering your password.

**Step 5:** Repeat the last two steps and send the entire amount to the same address again.



Note: you need to make two transactions sending the entire amount to one address in order to activate it.

SmartCash 1.3 Phoenix Release FAQ: <https://coinlance.com/2020/08/28/smartcash-1-3-phoenix-release-faq/>

Check if your address is activated here: <https://sapi-explorer.herokuapp.com/> (test mode)

Join the Discord Server if you have any questions: <https://discord.io/smartcash>