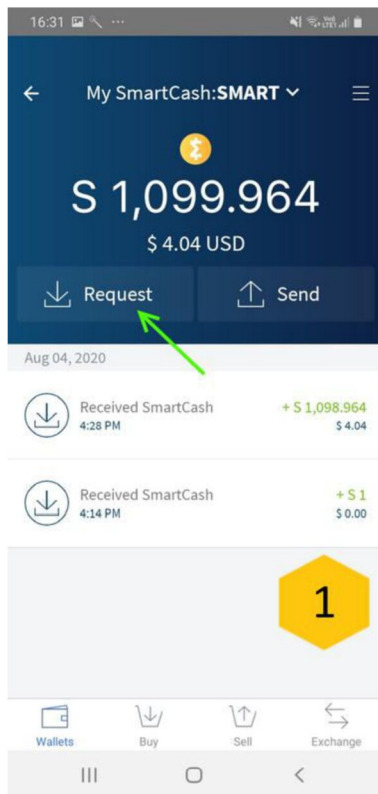


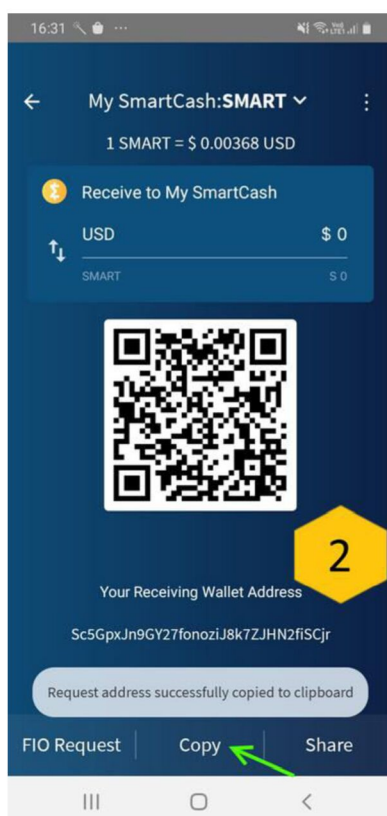
How to activate SmartCash rewards in a mobile wallet? (using Edge wallet)

This guide will briefly show you how to quickly activate rewards in Edge mobile wallet.

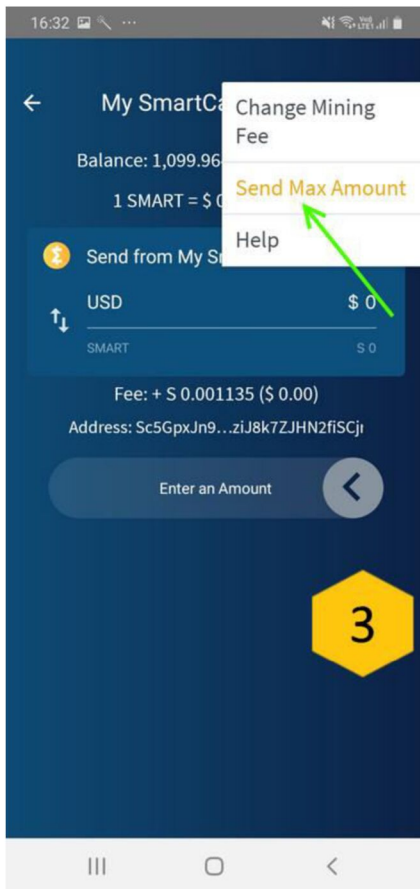
Step 1: Select SmartCash in the list of your assets. Click on the "Request" button.



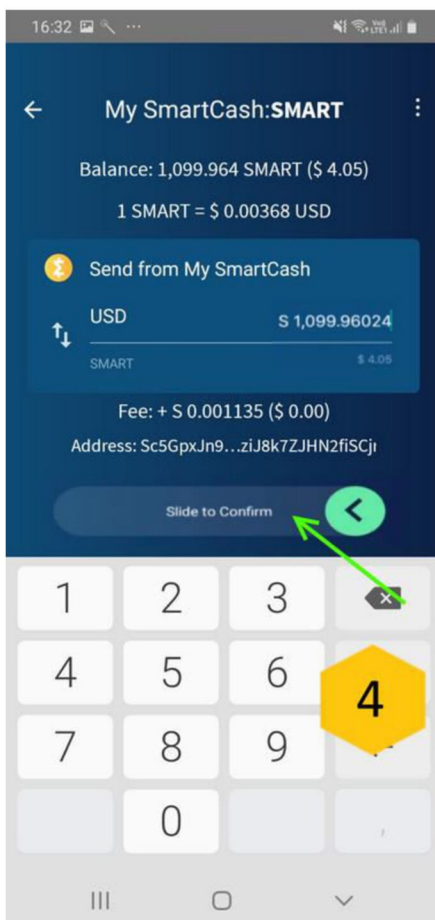
Step 2: Copy the receiving address using the "Copy" button.



Step 3: Return to the previous screen and click on the "Send" button. Paste the copied address, click on the 3 dots at the top of the screen and then click on "Send Max Amount" to send the entire amount to your address.



Step 4: Click on "Slide to confirm" and confirm the transaction.



Step 5: Repeat the last two steps and send the entire amount to the same address again.

Note: you need to make two transactions sending the entire amount to one address in order to activate it.

SmartCash 1.3 Phoenix Release FAQ: <https://coinlance.com/2020/08/28/smartcash-1-3-phoenix-release-faq/>

Check if your address is activated here: <https://sapi-explorer.herokuapp.com/> (test mode)

Join the Discord Server if you have any questions: <https://discord.io/smartcash>